



e-FILING OF EMPLOYEE DECLARATION FORM (e-EDF)

A Step-by-Step Guide



AUG 2020

The facility to submit an
electronic Employee Declaration Form (e-EDF),
for the income year ending 30 June 2021,
is now available on the website of the
Mauritius Revenue Authority (MRA).

Kindly find below the steps to follow for the e-Filing of the EDF

Go to MRA Website:
www.mra.mu



Click on banner:
e-FILING OF
EDF 2020/21

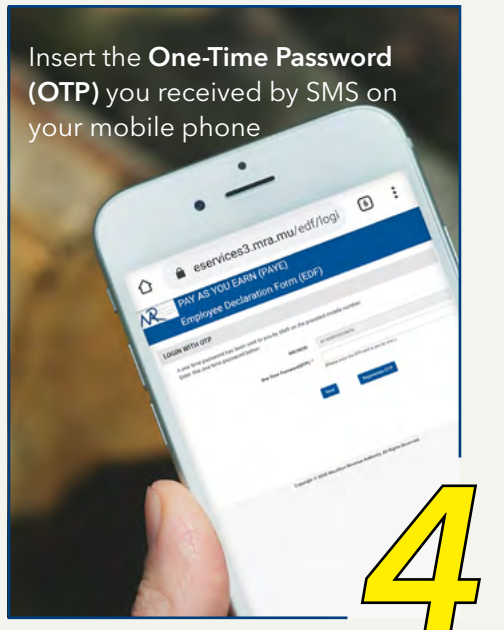


Insert your:

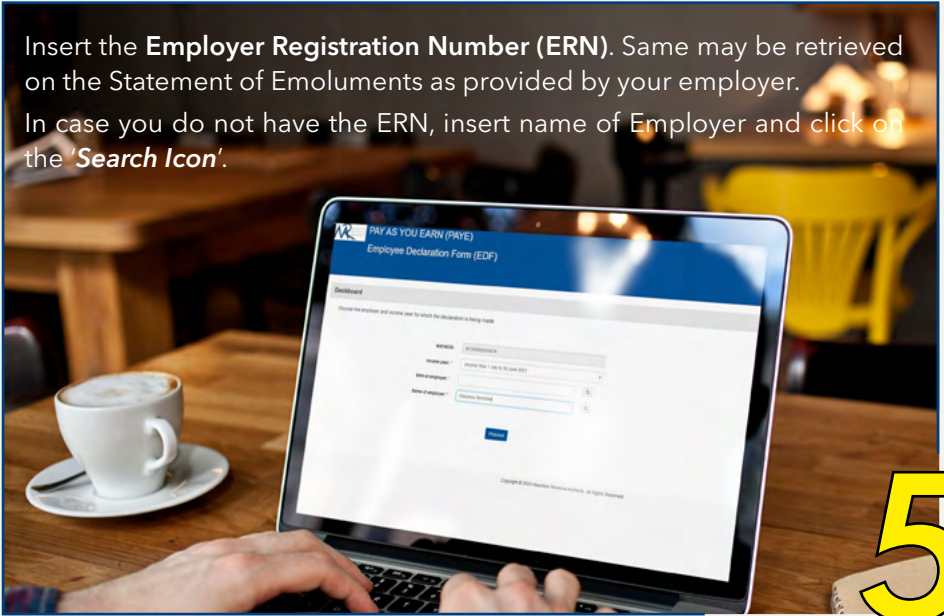
- National Identity Card Number;
- Mobile phone Number



Insert the **One-Time Password (OTP)** you received by SMS on your mobile phone

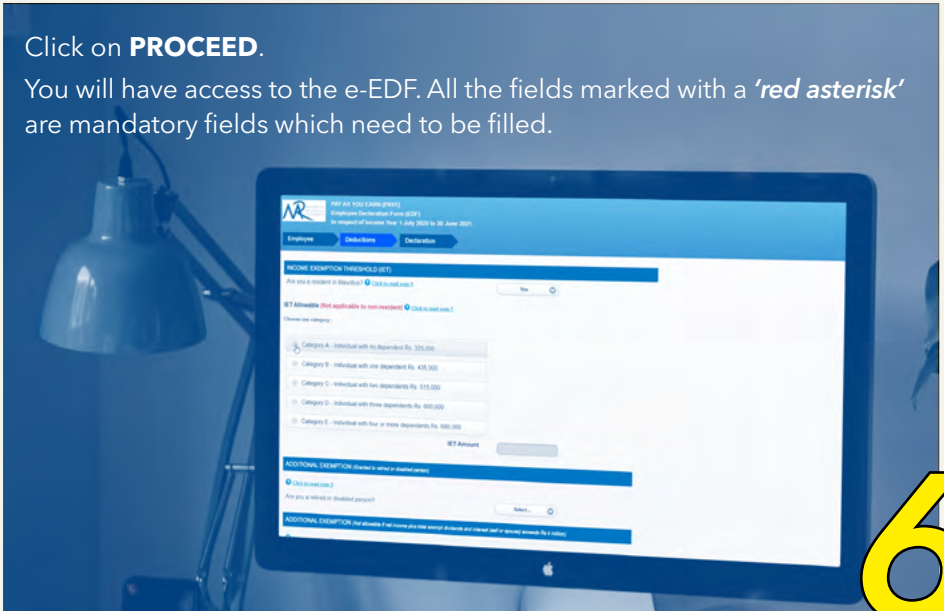


Insert the **Employer Registration Number (ERN)**. Same may be retrieved on the Statement of Emoluments as provided by your employer.
In case you do not have the ERN, insert name of Employer and click on the **'Search Icon'**.



Click on **PROCEED**.

You will have access to the e-EDF. All the fields marked with a **'red asterisk'** are mandatory fields which need to be filled.



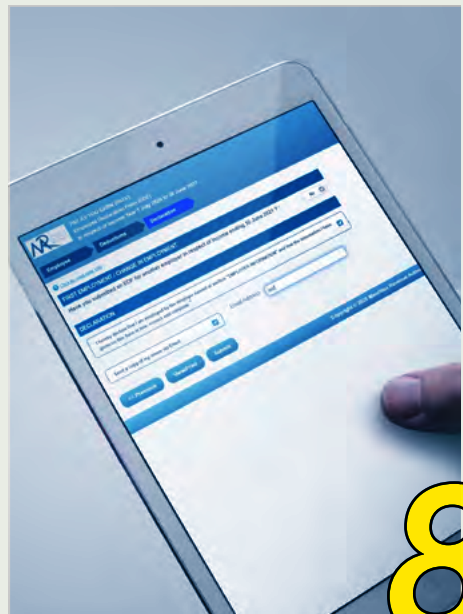


You may choose to receive a copy of your e-EDF through your email by selecting **'Send a copy of my return via Email'**.

Before clicking on **'Submit'**, you may click on **'View/Print'** to verify the correctness of the information provided on your form.

Click on **'Submit'** to file your e-EDF 2020/21.

You will receive an **Acknowledgement ID** confirming that the EDF has been successfully submitted.





Ehram Court, Cnr Mgr. Gonin & Sir Virgil Naz Streets, Port Louis, Mauritius
T: +230 207 6000 | F: +230 211 8099
E: headoffice@mra.mu | W: www.mra.mu

